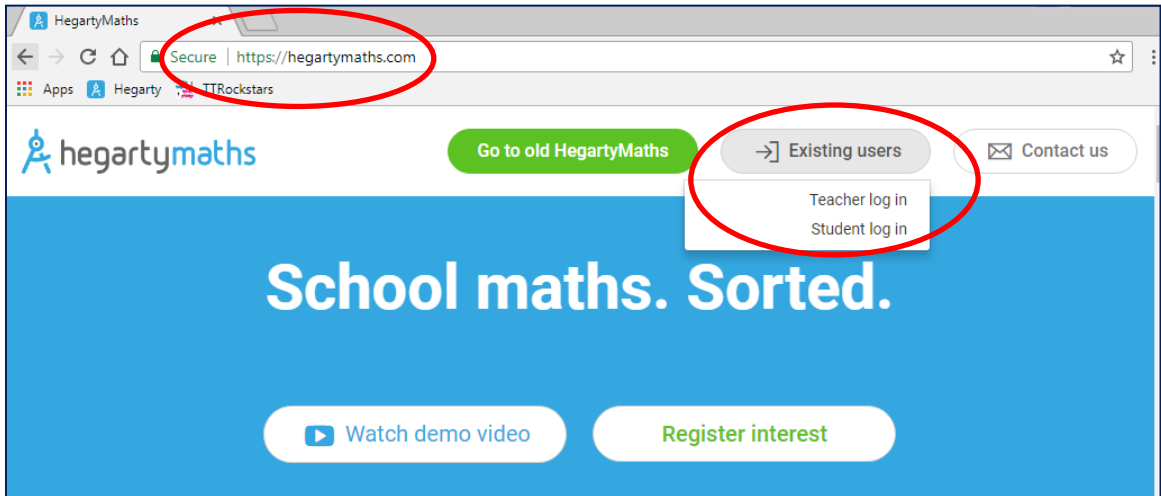


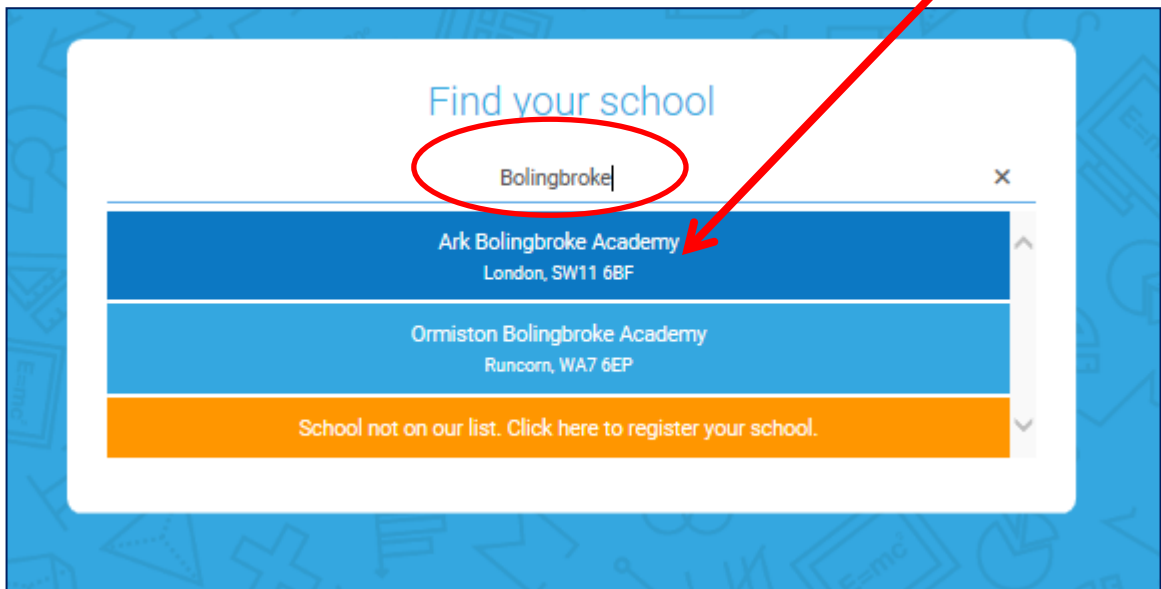
# HEGARTY MATHS

## LOG-IN INSTRUCTIONS AND GUIDE

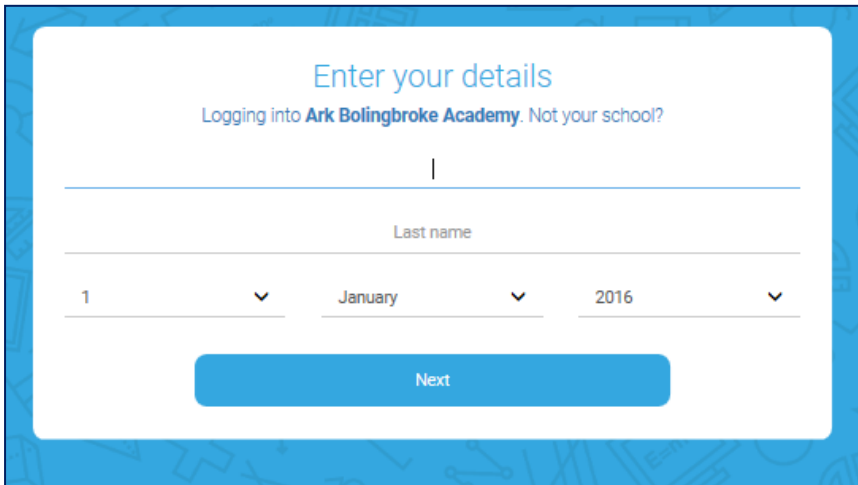
1. Type the following into your web browser: [www.hegartymaths.com](https://www.hegartymaths.com)
2. Click on “**Existing users**” drop down menu and then “**Student log in**”



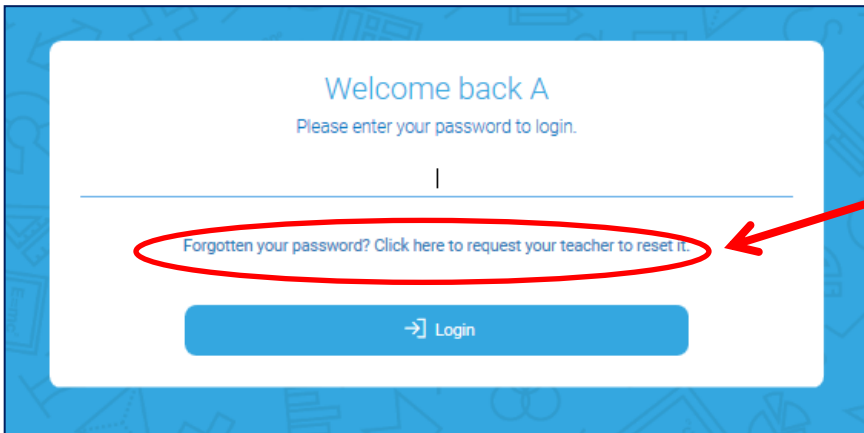
3. Under **Find your school**, type in “Bolingbroke” and select “**Ark Bolingbroke Academy**”



4. Enter the pupil's details (name and birthdate) below:

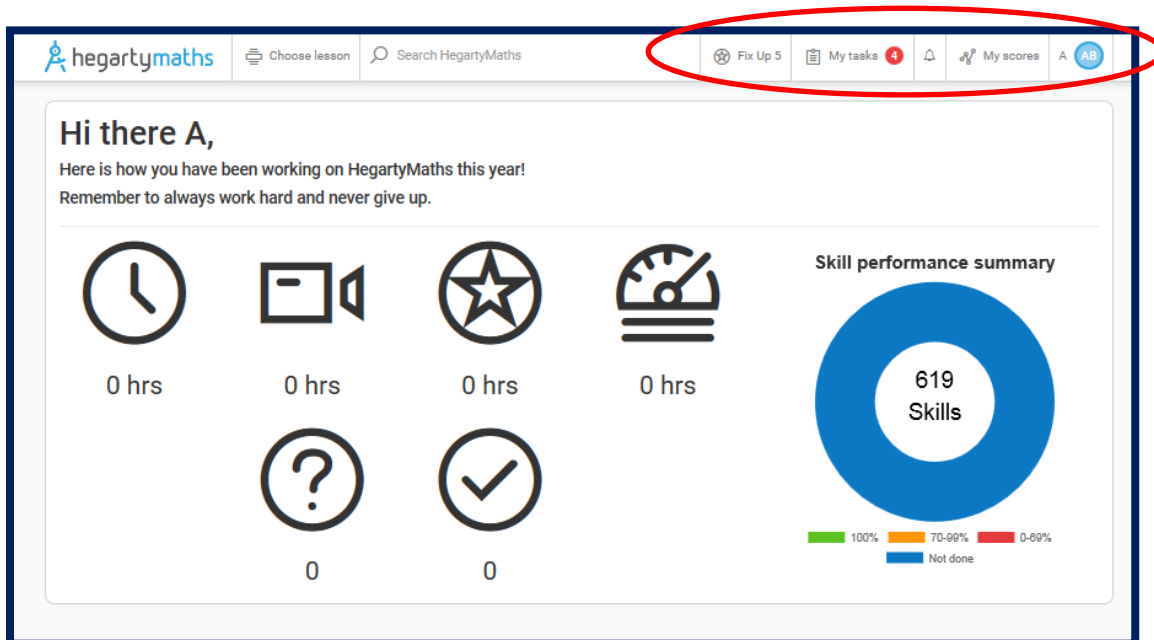


5. If you are logging in for the first time, you will be asked to set a password. If you are an existing user, enter your password below:



If you have forgotten your password, you can request for your teacher to reset it.

6. You will see the following dashboard with the following options:



7. Click on "My Tasks" to see pupil's assigned Hegarty Maths homework

Due date	Teacher	Task	Class	Set	Lesson score / attempts
16:46 Tue 19th Sep 17	Davidson	1 - Simple addition & its meaning	9Pythagos	17 hours ago	Start task
16:46 Tue 19th Sep 17	Davidson	2 - Simple subtraction & its meaning	9Pythagos	17 hours ago	Start task
16:46 Tue 19th Sep 17	Davidson	3 - Related addition & subtraction facts	9Pythagos	17 hours ago	Start task
16:46 Tue 19th Sep 17	Davidson	4 - Simple multiplication & its meaning	9Pythagos	17 hours ago	Start task

Due dates

Click to Start Task

Task Questions

2 of 10

What is 10 more than 1?

11

Correct! Well done.

If you'd like, leave a comment for your teacher

Davidson

Submit comment

- Calculator
- Watch video
- Report a mistake to HegartyMaths
- Quit assessment
- On-screen keypad ON

Next question

Videos are available to assist pupils

8. Pupils can see immediate results and take action

The screenshot shows the HegartyMaths interface for a quiz. At the top, there's a navigation bar with the logo, 'Choose lesson', 'Search HegartyMaths', 'Fix Up 5', 'My tasks 4', 'My scores', and a user profile 'A AB'. Below this is a breadcrumb trail: 'Number > Arithmetic with positive integers > 1 - Simple addition & its meaning > Quiz'. A progress bar shows 10 questions, with question 3 marked as incorrect (red X) and question 6 also marked as incorrect. The main content area features a large orange box with a flag icon and '80%' score. Text reads: 'Well done A for completing a quiz', '1 - Simple addition & its meaning', 'Video watched 0.03x', and 'Score 80% HegartyMaths avg 97%'. On the right, a timer shows '1min' and the time taken '10:18 Wed 13th Sep 17'. Two buttons are highlighted with a red circle: 'Retake' (orange) and 'Next on task list' (blue).

9. Click on "My Scores" to see results of completed task scores

The screenshot shows the 'My Scores' page. The top navigation bar is identical to the previous screenshot, with 'My scores' highlighted by a red circle. Below the navigation bar, there's a table of scores. The table has columns for Lesson, Score, Video watched, Time taken, Attempts, and Assessment taken. The first row shows the quiz '1 - Simple addition & its meaning' with a score of 80%, 1 attempt, 0.03x video watched, 1min time taken, 0 attempts, and 0/0 assessment taken. A red arrow points from the 'My Scores' button to the table, and another red arrow points from the 'Score' column to the 80% score.

Lesson	Score	Video watched	Time taken	Attempts	Assessment taken
1 - Simple addition & its meaning	80%	0.03x	1min	0	0/0

If you want to improve your score, you can click on the task to re-take it.

10. Click on **“Fix Up 5”** for more questions of the type pupil answered incorrectly

The screenshot shows the HegartyMaths interface for the 'Fix Up 5' feature. The top navigation bar includes the logo, 'Choose lesson', 'Search HegartyMaths', and a 'Fix Up 5' button circled in red. The main content area features a table with columns for 'Fix Up 5 no.', 'Score', and 'Date completed', with a message 'No Fix Up 5 attempts to show'. To the right, a large circular progress indicator displays '0 Questions fixed up this year in 0.0hrs', with a green 'Start' button below it. Further down, 'My current streak' and 'My best streak' are both indicated as '0'. A red arrow points from the 'Fix Up 5' button to the 'Start' button.

11. Click on **“Choose Lesson”** for more practice at targeted areas in certain Strands

The screenshot shows the 'Strands' page on HegartyMaths. The top navigation bar includes the logo, 'Choose lesson' (circled in red), 'Search HegartyMaths', and other navigation options. The main content area lists four strands with their respective statistics:

Strand	Avg score	HegartyMaths avg	Video watched	Mastery
Number (Skills 1-150)	80%	83%	0.01hrs	1%
Algebra (Skills 151-327)	0%	71%	0.00hrs	0%
Ratio, proportion & rates of change (Skills 328-348)	0%	67%	0.00hrs	0%
Geometry & measure (Skills 455-461, 477-565, 567-606, 608-636)	0%	73%	0.00hrs	0%